


DS
557.7
.1154
1986
NOV
c. 5

Department of Defense

U.S. CASUALTIES IN SOUTHEAST ASIA



November 11, 1986

#191

FOREWORD

This publication provides statistical data on United States military casualties in Southeast Asia as of November 11, 1986. Although the official period of time covered by the Southeast Asia Conflict extends from January 1, 1961, through April 30, 1975, there are instances where personnel are still dying from wounds incurred during the Conflict or where bodies are still being recovered and identified.

Any requests for additional information regarding casualties in Southeast Asia should be directed to the National Archives at the following address:

National Archives & Records Administration
Special Archives Division
Machine Readable Branch (NNSR)
Washington, D.C. 20408

The Department of Defense is also actively participating in an effort to account for nearly 2,500 missing servicemen and civilians from the Vietnam Conflict. The U.S. Government considers resolution of this issue a matter of the highest national priority. For further information and statistics in this regard, a POW-MIA Fact Book may be obtained from the following address:

Office of the Assistant Secretary of Defense
for International Security Affairs
ATTN: Principal Advisor, POW/MIA Affairs
Washington, D.C. 20301

TABLE OF CONTENTS

SECTION I.	Summary of all Casualties by Casualty Group and Military Service	1
	Figure 1	2
SECTION II.	Deaths by Pay Grade and Military Service	4
SECTION III.	Deaths by Home State of Record and Military Service	6
SECTION IV.	Deaths by Cause of Casualty and Military Service	9
SECTION V.	Deaths by Attained Age and Military Service	12
SECTION VI.	Deaths by Race, Pay Grade, and Military Service	14
	Figure 2	15
	Glossary of Terms	22

**SUMMARY OF ALL CASUALTIES BY
CASUALTY GROUP AND SERVICE**

U.S. CASUALTIES IN SOUTHEAST ASIA by Military Service

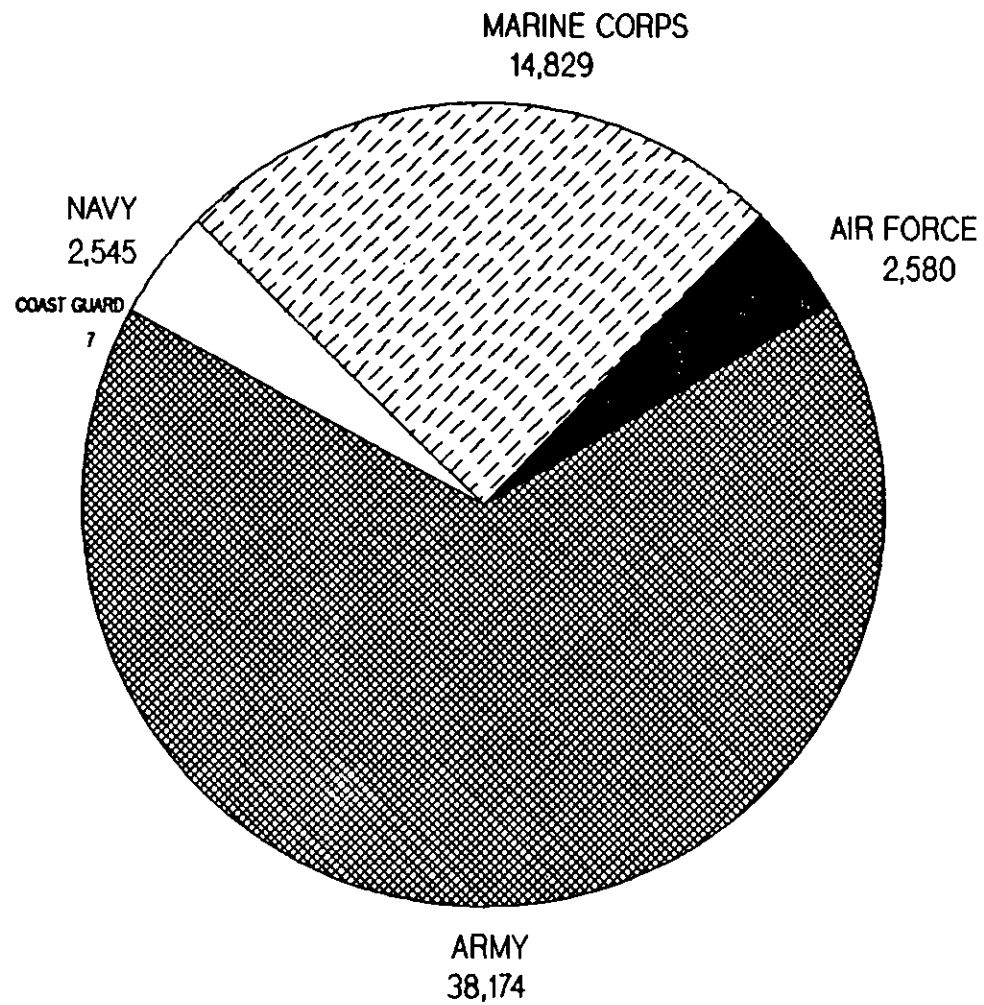


FIGURE 1

U. S. CASUALTIES IN SOUTHEAST ASIA

BY CASUALTY GROUP AND MILITARY SERVICE

CASUALTY GROUP	USA	USN	USCG	USMC	USAF	TOTAL
CASUALTIES - CAPTURED/INTERNEED OR MISSING						
HOSTILE - CURRENT CAPTURED/INTERNEED	0	0	0	0	1	1
- CURRENT MISSING	0	0	0	0	0	0
- RMC FROM CAPTURED	133	145	0	39	333	650
- RMC FROM MISSING	54	5	0	2	34	95
NONHOSTILE - CURRENT MISSING	0	0	0	0	0	0
- RMC FROM MISSING	13	2	0	4	7	26
CASUALTIES - DEATHS						
HOSTILE - KILLED	25369	1115	4	11495	551	38534
- DIED OF WOUNDS	3530	3530	1	1465	48	5196
- DIED WHILE MISSING	1960	326	0	110	1143	3539
- DIED WHILE CAPTURED	45	36	0	9	23	113
- TOTAL HOSTILE DEATHS	30904	1629	5	13079	1765	47382
NONHOSTILE - DIED OTHER	4909	573	2	1434	515	7433
- DIED ILLNESS	1432	63	0	313	159	1967
- DIED WHILE MISSING	929	280	0	3	141	1353
- TOTAL NONHOSTILE DEATHS	7270	916	2	1750	815	10753
TOTAL DEATHS	38174	2545	7	14829	2580	58135

**DEATHS BY PAY GRADE
AND MILITARY SERVICE**

U. S. CASUALTIES IN SOUTHEAST ASIA

BY PAY GRADE AND MILITARY SERVICE

RANK / GRADE	USA	USN	USCG	USMC	USAF	TOTAL
MAJ GENERAL - REAR ADMIRAL(U)	2	0	0	1	2	5
BRIG GENERAL - REAR ADMIRAL(L)	5	1	0	0	1	7
COLONEL - CAPTAIN	19	25	0	7	183	234
LT COLONEL - COMMANDER	117	91	0	30	184	422
MAJOR - LT COMMANDER	253	165	0	78	397	893
CAPTAIN - LIEUTENANT	1017	167	1	212	653	2050
1st LIEUTENANT - LIEUTENANT(JG)	1473	153	2	308	236	2172
2nd LIEUTENANT - ENSIGN	496	18	0	284	8	806
CHIEF WARRANT OFFICER W-4	6	0	0	2	4	12
CHIEF WARRANT OFFICER W-3	59	0	0	2	0	61
CHIEF WARRANT OFFICER W-2	281	0	0	7	0	288
CHIEF WARRANT OFFICER W-1	905	4	0	6	0	915
TOTAL OFFICERS	4633	624	3	937	1668	7865
E-9	51	4	0	18	40	113
E-8	193	13	0	32	34	272
E-7	986	67	1	114	65	1233
E-6	2231	185	1	298	134	2849
E-5	5131	325	1	725	227	6409
E-4	11515	617	0	2320	247	14699
E-3	12816	639	1	4376	148	17980
E-2	476	68	0	5630	9	6183
E-1	142	3	0	379	0	524
TOTAL ENLISTED	33541	1921	4	13892	904	50262
GRADES NOT REPORTED	0	0	0	0	8	8
TOTAL DEATHS FOR ALL GRADES	38174	2545	7	14829	2580	58135

**DEATHS BY HOME STATE OF RECORD
AND MILITARY SERVICE**

U. S. CASUALTIES IN SOUTHEAST ASIA

BY HOME STATE OF RECORD AND MILITARY SERVICE

HOME STATE OF RECORD	USA	USN	USCG	USMC	USAF	TOTAL
ALABAMA	848	31	0	279	47	1205
ALASKA	43	5	0	8	1	57
ARIZONA	396	41	0	155	31	623
ARKANSAS	397	34	0	133	25	589
CALIFORNIA	3623	314	1	1431	202	5571
COLORADO	377	30	0	167	46	620
CONNECTICUT	348	27	0	200	38	613
DELAWARE	81	5	0	32	4	122
DISTRICT OF COLUMBIA	157	3	0	68	13	241
FLORIDA	1289	75	1	472	110	1947
GEORGIA	1133	49	0	341	58	1581
HAWAII	217	7	0	44	9	277
IDAHO	140	11	1	54	11	217
ILLINOIS	1866	118	0	834	111	2929
INDIANA	986	61	0	420	65	1532
IOWA	540	58	0	202	51	851
KANSAS	386	48	0	148	42	624
KENTUCKY	765	22	0	216	49	1052
LOUISIANA	575	39	1	227	39	881
MAINE	216	19	0	87	20	342
MARYLAND	644	34	0	295	37	1010
MASSACHUSETTS	712	80	0	470	58	1320
MICHIGAN	1863	94	0	617	74	2648
MINNESOTA	713	65	0	242	52	1072
MISSISSIPPI	488	15	0	112	21	636
MISSOURI	948	56	0	324	79	1407
MONTANA	169	23	0	59	16	267
NEBRASKA	263	28	0	81	23	395
NEVADA	86	14	0	45	4	149
NEW HAMPSHIRE	131	9	0	70	13	223
NEW JERSEY	930	64	0	421	65	1480
NEW MEXICO	259	21	0	106	14	400
NEW YORK	2657	148	0	1121	190	4116
NORTH CAROLINA	1179	52	0	312	64	1607
NORTH DAKOTA	134	14	0	37	13	198
OHIO	1939	122	1	904	124	3090
OKLAHOMA	674	39	0	221	57	991
OREGON	419	51	0	196	41	707
PENNSYLVANIA	1868	152	0	973	146	3139
RHODE ISLAND	138	6	0	49	14	207
SOUTH CAROLINA	657	21	0	187	30	895

U. S. CASUALTIES IN SOUTHEAST ASIA

BY HOME STATE OF RECORD AND MILITARY SERVICE

HOME STATE OF RECORD	USA	USN	USCG	USMC	USAF	TOTAL
SOUTH DAKOTA	137	12	0	32	11	192
TENNESSEE	888	33	0	317	54	1292
TEXAS	2200	147	2	887	177	3413
UTAH	247	14	0	84	18	363
VERMONT	68	7	0	22	3	100
VIRGINIA	871	47	0	314	73	1305
WASHINGTON	668	64	0	268	52	1052
WEST VIRGINIA	503	21	0	181	27	732
WISCONSIN	766	69	0	284	35	1154
WYOMING	84	6	0	23	6	119
CANAL ZONE	2	0	0	0	0	2
GUAM	58	1	0	11	0	70
PUERTO RICO	322	2	0	17	4	345
AMERICAN SAMOA	1	0	0	3	0	4
VIRGIN ISLANDS	14	0	0	1	0	15
OTHER	74	17	0	25	5	121
UNKNOWN	17	0	0	0	8	25
TOTAL DEATHS	38174	2545	7	14829	2580	58135

**DEATHS BY CAUSE OF CASUALTY
AND MILITARY SERVICE**

U. S. CASUALTIES IN SOUTHEAST ASIA

BY CAUSE OF CASUALTY AND MILITARY SERVICE

CAUSE OF CASUALTY	HOSTILE						NONHOSTILE					
	USA	USN	USCG	USMC	USAF	TOTAL	USA	USN	USCG	USMC	USAF	TOTAL
AIRCRAFT LOSS/CRASH AT SEA	10	87	0	30	40	167	49	200	0	124	27	400
AIRCRAFT LOSS/CRASH NOT AT SEA	2559	355	1	631	1553	5099	2233	85	0	232	331	2881
VEHICLE LOSS/CRASH	28	15	0	38	0	81	864	37	0	148	55	1104
GUNSHOT OR SMALL ARMS FIRE	12389	400	2	5646	32	18469	1	0	0	0	0	1
ARTILLERY/ROCKET	2362	317	2	2120	110	4911	0	0	0	0	0	0
BOMB EXPLOSION	37	2	0	11	1	51	0	0	0	0	0	0
OTHER EXPLOSION (GRENADE, MINE)	4104	257	0	3056	17	7434	1	0	0	0	4	5
MULTIPLE FRAGMENTATION WOUNDS	7367	80	0	1006	1	8454	0	0	0	0	0	0
MISADVENTURE	834	76	0	413	3	1326	0	0	0	0	0	0
DROWNED/SUFFOCATED	143	12	0	28	0	183	634	195	0	167	24	1020
BURNS	352	3	0	24	0	379	97	13	0	30	9	149
ILLNESS/NOT MALARIA/HEPATITIS	0	1	0	0	0	1	363	27	0	56	41	487
MALARIA	0	0	0	0	0	0	75	3	0	40	0	118
HEPATITIS	0	0	0	0	0	0	17	0	0	4	1	22
HEART ATTACK	0	0	0	0	0	0	177	22	0	24	51	274
STROKE	0	0	0	0	0	0	33	2	0	5	2	42
SUICIDE	0	0	0	0	0	0	354	0	0	23	5	382
ACCIDENTAL SELF DESTRUCTION	0	0	0	0	0	0	680	5	0	132	24	841
INTENTIONAL HOMICIDE	0	0	0	0	0	0	199	4	0	22	5	230
ACCIDENTAL HOMICIDE	0	0	0	0	0	0	552	59	0	312	20	943
OTHER ACCIDENT	0	3	0	0	1	4	834	96	2	382	55	1369
OTHER CAUSES	461	7	0	19	0	487	56	156	0	42	8	262
UNKNOWN OR NOT REPORTED	258	14	0	57	7	336	51	12	0	7	153	223
TOTAL DEATHS	30904	1629	5	13079	1765	47382	7270	916	2	1750	815	10753

U. S. CASUALTIES IN SOUTHEAST ASIA

BY CAUSE OF CASUALTY AND ENVIRONMENT

CAUSE OF CASUALTY	HOSTILE				NONHOSTILE			
	AIR	GROUND	SEA	TOTAL	AIR	GROUND	SEA	TOTAL
AIRCRAFT LOSS/CRASH AT SEA	167	0	0	167	399	0	1	400
AIRCRAFT LOSS/CRASH NOT AT SEA	5095	4	0	5099	2878	3	0	2881
VEHICLE LOSS/CRASH	0	81	0	81	1	1103	0	1104
GUNSHOT OR SMALL ARMS FIRE	0	18467	2	18469	0	1	0	1
ARTILLERY/ROCKET	0	4896	15	4911	0	0	0	0
BOMB EXPLOSION	0	51	0	51	0	0	0	0
OTHER EXPLOSION (GRENADE, MINE)	0	7430	4	7434	0	5	0	5
MULTIPLE FRAGMENTATION WOUNDS	0	8454	0	8454	0	0	0	0
MISADVENTURE	0	1289	37	1326	0	0	0	0
DROWNED/SUFFOCATED	0	183	0	183	0	946	74	1020
BURNS	0	379	0	379	0	144	5	149
ILLNESS/NOT MALARIA/HEPATITIS	1	0	0	1	0	476	11	487
MALARIA	0	0	0	0	0	117	1	118
HEPATITIS	0	0	0	0	0	22	0	22
HEART ATTACK	0	0	0	0	0	266	8	274
STROKE	0	0	0	0	0	40	2	42
SUICIDE	0	0	0	0	0	381	1	382
ACCIDENTAL SELF DESTRUCTION	0	0	0	0	0	840	1	841
INTENTIONAL HOMICIDE	0	0	0	0	0	230	0	230
ACCIDENTAL HOMICIDE	0	0	0	0	0	939	4	943
OTHER ACCIDENT	0	3	1	4	0	1342	27	1369
OTHER CAUSES	0	487	0	487	0	110	152	262
UNKNOWN OR NOT REPORTED	0	297	0	297	0	55	4	59
TOTAL DEATHS	5263	42021	59	47382	3278	7020	291	10753

**DEATHS BY ATTAINED AGE
AND MILITARY SERVICE**

U. S. CASUALTIES IN SOUTHEAST ASIA

BY ATTAINED AGE AND MILITARY SERVICE

ATTAINED AGE	USA	USN	USCG	USMC	USAF	TOTAL
17	8	1	0	3	1	13
18	1332	30	0	1742	4	3108
19	4281	186	0	3778	27	8272
20	9709	382	1	3950	71	14113
21	7150	378	0	2050	104	9682
22	3538	253	0	925	75	4791
23	2642	172	0	588	80	3482
24	1981	144	0	403	123	2651
25	1464	133	2	273	132	2004
26	999	107	1	183	120	1410
27	630	64	1	119	100	914
28	500	55	0	104	107	766
29	468	44	0	91	106	709
30	398	63	0	66	103	630
31	411	51	0	76	105	643
32	332	69	0	79	130	610
33	279	46	0	65	114	504
34	293	43	1	47	113	497
35	258	52	0	43	113	466
36	269	37	0	45	115	466
37	246	38	1	56	107	448
38	199	39	0	19	85	342
39	164	33	0	31	70	298
40	116	30	0	18	64	228
41	90	10	0	16	54	170
42	81	20	0	11	38	150
43	57	16	0	10	52	135
44	61	9	0	2	39	111
45	36	4	0	7	38	85
46	31	8	0	5	39	83
47	26	7	0	6	37	76
48	21	4	0	6	19	50
49	19	3	0	3	23	48
50	12	5	0	1	13	31
51 AND OVER	29	9	0	5	49	92
UNKNOWN	44	0	0	3	8	55
TOTAL CASUALTIES	38174	2545	7	14829	2580	58135

**DEATHS BY RACE, PAY GRADE,
AND MILITARY SERVICE**

U.S. CASUALTIES IN SOUTHEAST ASIA by Race, Pay Grade and Military Service

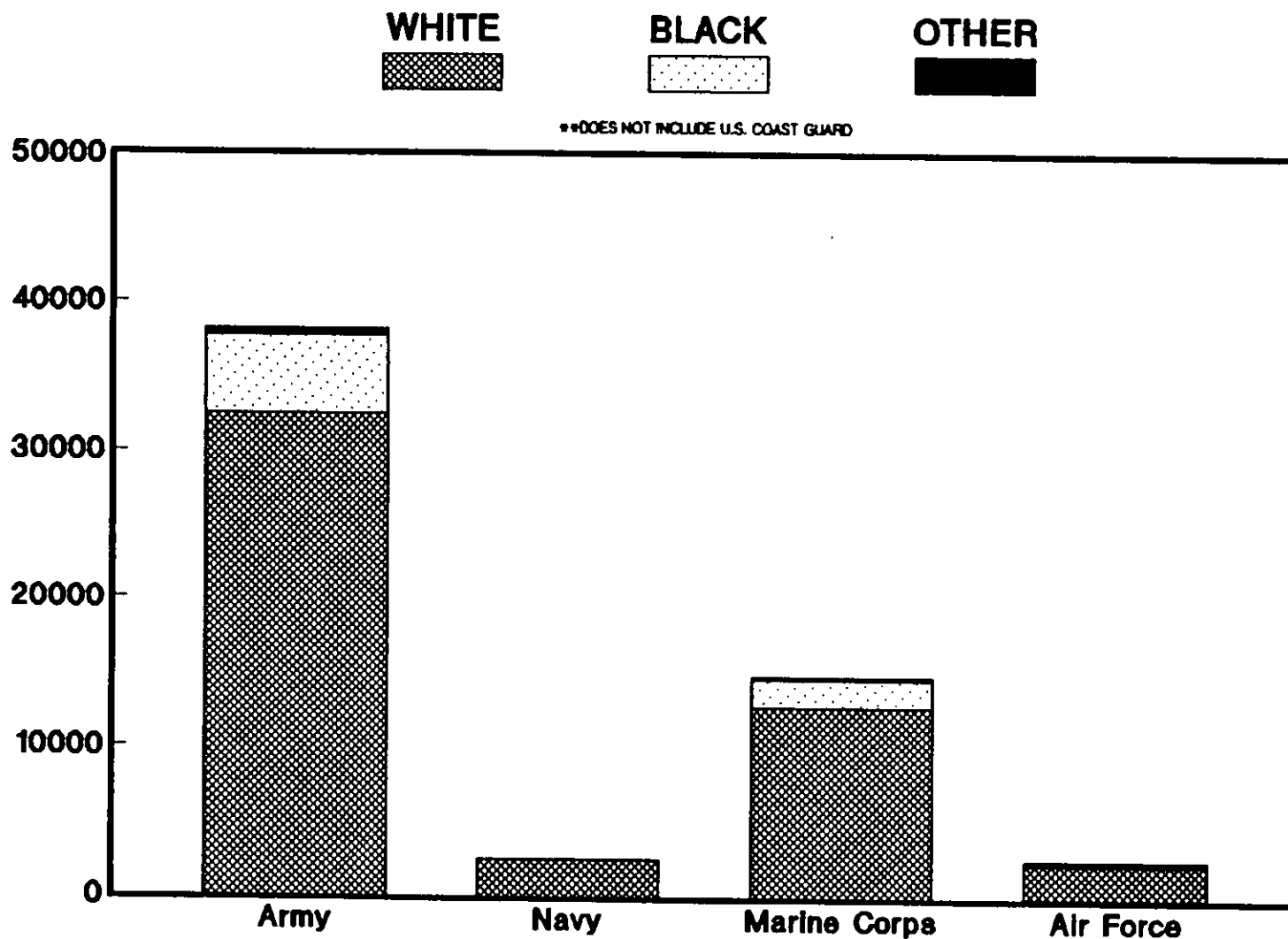


FIGURE 2

U. S. CASUALTIES IN SOUTHEAST ASIA
 BY RACE - CAUCASIAN
 AND BY PAY GRADE AND MILITARY SERVICE

RANK / GRADE	USA	USN	USCG	USMC	USAF	TOTAL
MAJ GENERAL - REAR ADMIRAL(U)	2	0	0	1	2	5
BRIG GENERAL - REAR ADMIRAL(L)	5	1	0	0	1	7
COLONEL - CAPTAIN	19	25	0	7	178	229
LT COLONEL - COMMANDER	111	90	0	30	174	405
MAJOR - LT COMMANDER	245	165	0	78	370	858
CAPTAIN - LIEUTENANT	976	166	1	209	598	1950
1st LIEUTENANT - LIEUTENANT(JG)	1412	153	2	305	214	2086
2nd LIEUTENANT - ENSIGN	482	18	0	281	8	789
CHIEF WARRANT OFFICER W-4	6	0	0	2	4	12
CHIEF WARRANT OFFICER W-3	57	0	0	2	0	59
CHIEF WARRANT OFFICER W-2	273	0	0	7	0	280
CHIEF WARRANT OFFICER W-1	890	4	0	6	0	900
TOTAL OFFICERS	4478	622	3	928	1549	7580
E-9	46	4	0	18	34	102
E-8	165	12	0	29	31	237
E-7	810	63	1	103	62	1039
E-6	1767	169	1	251	117	2305
E-5	4455	313	1	636	182	5587
E-4	9842	594	0	2051	178	12665
E-3	10536	602	1	3770	125	15034
E-2	323	61	0	4730	4	5118
E-1	82	1	0	295	0	378
TOTAL ENLISTED	28026	1819	4	11883	733	42465
TOTAL DEATHS FOR ALL GRADES	32504	2441	7	12811	2282	50045

U. S. CASUALTIES IN SOUTHEAST ASIA
 BY RACE - BLACK
 AND BY PAY GRADE AND MILITARY SERVICE

RANK / GRADE	USA	USN	USCG	USMC	USAF	TOTAL
COLONEL - CAPTAIN	0	0	0	0	5	5
LT COLONEL - COMMANDER	6	1	0	0	2	9
MAJOR - LT COMMANDER	6	0	0	0	2	8
CAPTAIN - LIEUTENANT	35	1	0	2	7	45
1st LIEUTENANT - LIEUTENANT(JG)	46	0	0	1	1	48
2nd LIEUTENANT - ENSIGN	13	0	0	3	0	16
CHIEF WARRANT OFFICER W-3	1	0	0	0	0	1
CHIEF WARRANT OFFICER W-2	6	0	0	0	0	6
CHIEF WARRANT OFFICER W-1	9	0	0	0	0	9
TOTAL OFFICERS	122	2	0	6	17	147
E-9	5	0	0	0	5	10
E-8	23	1	0	3	2	29
E-7	154	2	0	6	1	163
E-6	403	10	0	41	4	458
E-5	616	8	0	82	22	728
E-4	1527	17	0	250	30	1824
E-3	2165	33	0	546	16	2760
E-2	144	6	0	851	2	1003
E-1	58	1	0	80	0	139
TOTAL ENLISTED	5095	78	0	1859	82	7114
TOTAL DEATHS FOR ALL GRADES	5217	80	0	1865	99	7261

U. S. CASUALTIES IN SOUTHEAST ASIA
 BY RACE - MONGOLIAN
 AND BY PAY GRADE AND MILITARY SERVICE

RANK / GRADE	USA	USN	USCG	USMC	USAF	TOTAL
MAJOR - LT COMMANDER	0					
CAPTAIN - LIEUTENANT	1	0	0			1
1st LIEUTENANT - LIEUTENANT(JG)	7	0	0	0	1	2
CHIEF WARRANT OFFICER W-3	1	0	0	2	1	1
CHIEF WARRANT OFFICER W-2	1	0	0	0	0	10
CHIEF WARRANT OFFICER W-1	3	0	0	0	0	1
TOTAL OFFICERS	13	0	0	2	3	3
E-8						
E-7	1	0	0	2	3	18
E-6	4	0	0	0		
E-5	13	0	0	0	1	2
E-4	9	0	0	2	0	8
E-3	23	0	0	0	0	13
E-2	26	0	0	0	1	10
	2	0	0	2	3	28
TOTAL ENLISTED	78	1	0	11	6	6
TOTAL DEATHS FOR ALL GRADES	91	1	0	13	9	114

U. S. CASUALTIES IN SOUTHEAST ASIA
 BY RACE - AMERICAN INDIAN
 AND BY PAY GRADE AND MILITARY SERVICE

RANK / GRADE	USA	USN	USCG	USMC	USAF	TOTAL
CAPTAIN - LIEUTENANT	2	0	0	1	0	3
1st LIEUTENANT - LIEUTENANT(JG)	2	0	0	0	0	2
CHIEF WARRANT OFFICER W-2	1	0	0	0	0	1
CHIEF WARRANT OFFICER W-1	1	0	0	0	0	1
TOTAL OFFICERS	6	0	0	1	0	7
E-8	1	0	0	0	0	1
E-7	0	0	0	1	0	1
E-6	8	1	0	0	0	9
E-5	17	1	0	0	1	19
E-4	55	2	0	9	0	66
E-3	48	2	0	32	0	82
E-2	7	0	0	28	0	35
E-1	2	1	0	3	0	6
TOTAL ENLISTED	138	7	0	73	1	219
TOTAL DEATHS FOR ALL GRADES	144	7	0	74	1	226

U. S. CASUALTIES IN SOUTHEAST ASIA
 BY RACE - MALAYAN
 AND BY PAY GRADE AND MILITARY SERVICE

RANK / GRADE	USA	USN	USCG	USMC	USAF	TOTAL
MAJOR - LT COMMANDER	0	0	0	0	1	1
CAPTAIN - LIEUTENANT	2	0	0	0	0	2
1st LIEUTENANT - LIEUTENANT(JG)	1	0	0	0	0	1
2nd LIEUTENANT - ENSIGN	1	0	0	0	0	1
CHIEF WARRANT OFFICER W-1	1	0	0	0	0	1
TOTAL OFFICERS	5	0	0	0	1	6
E-9	0	0	0	0	1	1
E-8	2	0	0	0	0	2
E-7	16	2	0	2	0	20
E-6	39	5	0	6	1	51
E-5	27	3	0	7	0	37
E-4	50	4	0	7	0	61
E-3	29	2	0	24	1	56
E-2	0	0	0	18	0	18
E-1	0	0	0	1	0	1
TOTAL ENLISTED	163	16	0	65	3	247
TOTAL DEATHS FOR ALL GRADES	168	16	0	65	4	253

U. S. CASUALTIES IN SOUTHEAST ASIA
 BY RACE - OTHER/UNKNOWN
 AND BY PAY GRADE AND MILITARY SERVICE

RANK / GRADE	USA	USN	USCG	USMC	USAF	TOTAL
LT COLONEL - COMMANDER	0	0	0	0	8	8
MAJOR - LT COMMANDER	2	0	0	0	23	25
CAPTAIN - LIEUTENANT	1	0	0	0	47	48
1st LIEUTENANT - LIEUTENANT(JG)	5	0	0	0	20	25
CHIEF WARRANT OFFICER W-1	1	0	0	0	0	1
TOTAL OFFICERS	9	0	0	0	98	107
E-8	1	0	0	0	0	1
E-7	2	0	0	0	2	4
E-6	1	0	0	0	12	13
E-5	7	0	0	0	21	28
E-4	18	0	0	1	36	55
E-3	12	0	0	0	5	17
E-2	0	0	0	0	3	3
TOTAL ENLISTED	41	0	0	1	79	121
TOTAL GRADES NOT REPORTED	0	0	0	0	8	8
TOTAL DEATHS FOR ALL GRADES	50	0	0	1	185	236

GLOSSARY OF TERMS

Glossary of Terms

Casualty. Any person who is lost to the organization by reasons of having been declared dead, missing, captured, interned, wounded, injured, or seriously ill.

Died. Active duty military personnel lost to their organization by reason of having been declared dead.

Missing. Active duty military personnel who are not present at their duty station due to apparent involuntary reasons and whose location is not known. Excluded are personnel who are in an absent-without-leave or deserter status or those who have been dropped from the rolls of their military service.

Captured or Interned. Active duty military personnel who have been detained as the result of action of an unfriendly military or paramilitary force in a foreign country.

Returned to Military Control (RMC). Active duty military personnel previously missing, captured, or interned who have been returned to U.S. military authority.